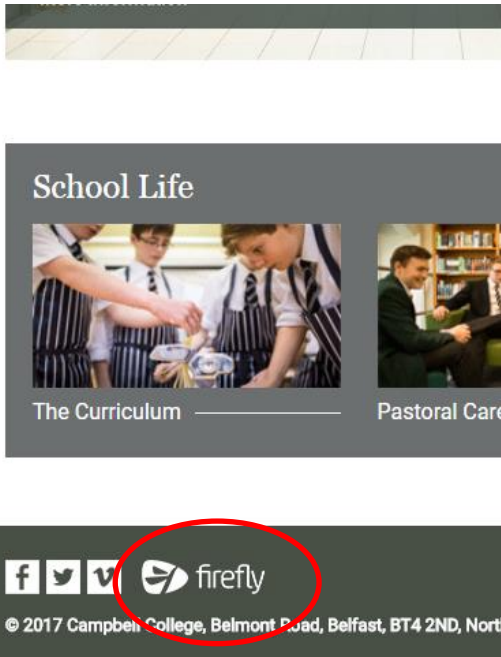
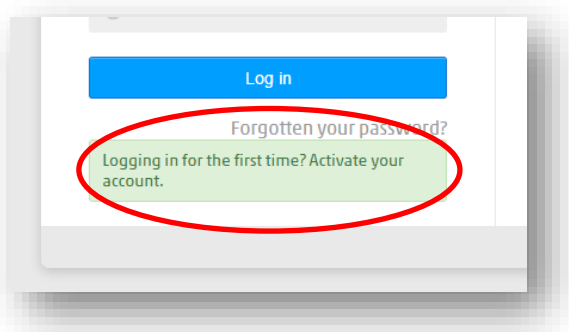


Activating Firefly Parent Portal

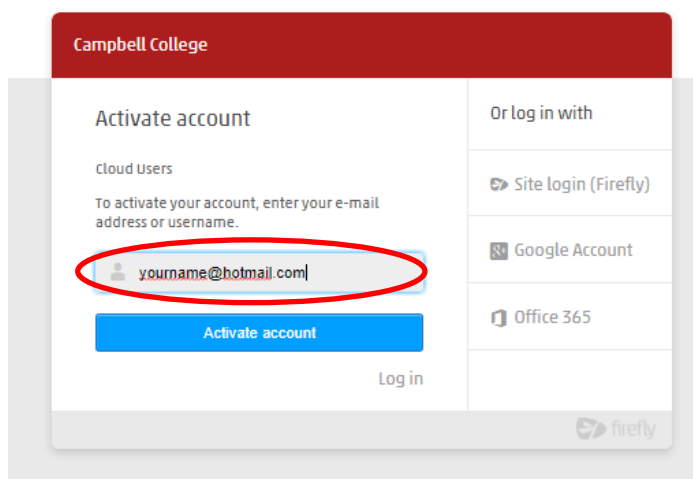
- a. Go to: campbell.fireflycloud.net (There is a link from the school website if you prefer. Scroll to the bottom of the homepage and click on the 'firefly' icon as shown below.)



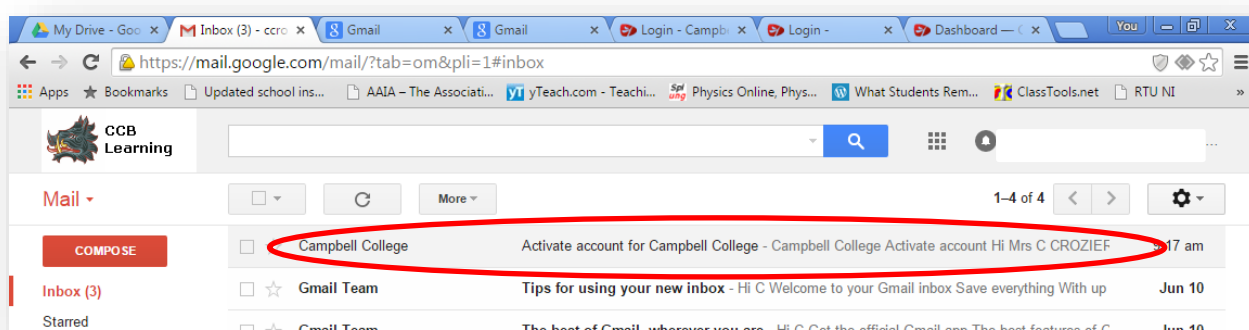
- b. To activate your account, click on the green box at the bottom of the log-in page. "Logging in for the first time? Activate your account."



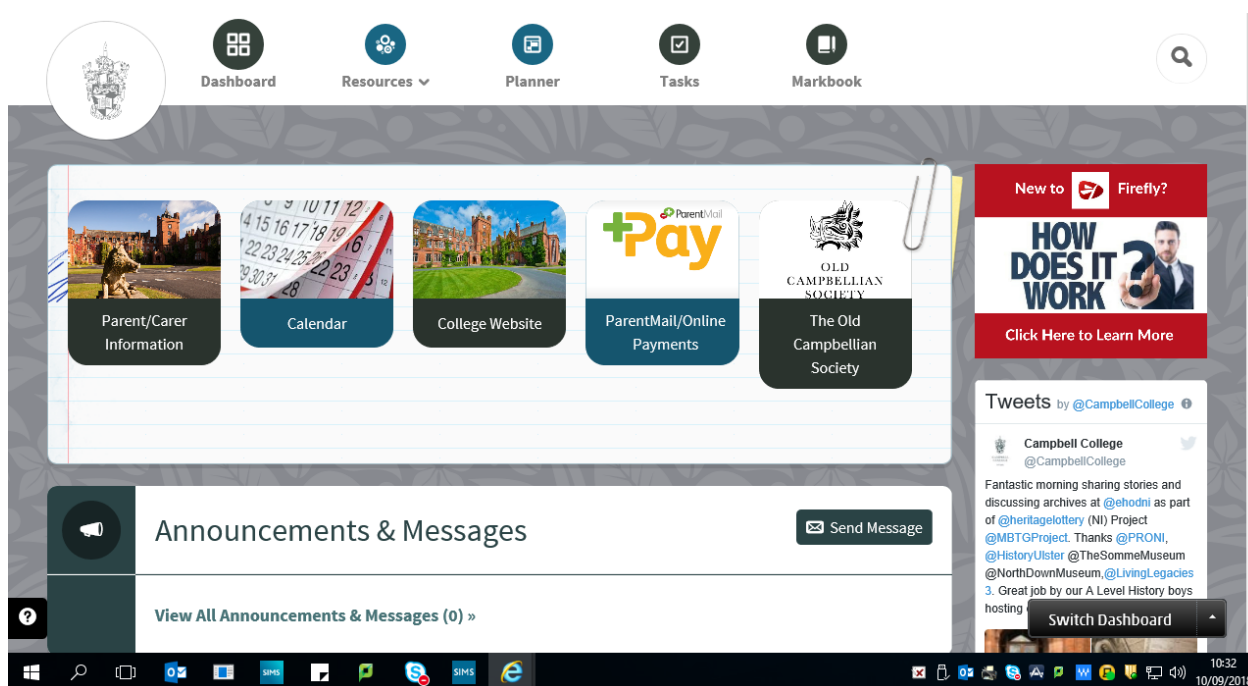
- c. Enter the email you have given to the school and CLICK **Activate account**. This will be the e-mail that you receive Parentmails on. An email will be sent to this email account.



- d. Go to your e-mail account and click on the **Activate account** email that you should have received.



- e. Make a firefly password - this must be at least 8 characters, and include a capital letter, a number and a symbol, e.g. Campbell#18.
Your account should then load as shown below:



- f. That's it 😊

You can Click on the red "How Does it Work" button to find out more about how to use the site and about how to install the '*Firefly for Parents*' App on either Apple or Android. When you install the app for the first time, the school code you will need is 'campbell'.

If you encounter technical difficulties with this process, please contact the College by e-mailing hoffice@campbellcollege.co.uk and we will endeavour to provide support. Help videos and documents can also be viewed via the red '**How does it work**' button.